

# New Teacher Support

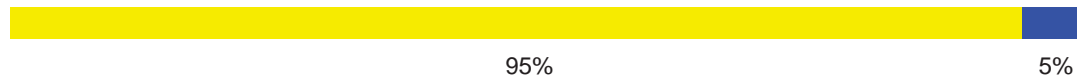
Q11.1 As a beginning teacher, I have received the following kinds of support.

Yes

No

## a. Formally assigned mentor

North Carolina Public  
Schools  
n=14859



## b. Seminars specifically designed for new teachers

North Carolina Public  
Schools  
n=14813



## c. Reduced workload

North Carolina Public  
Schools  
n=14772



## d. Common planning time with other teachers

North Carolina Public  
Schools  
n=14815



## e. Release time to observe other teachers

North Carolina Public  
Schools  
n=14778



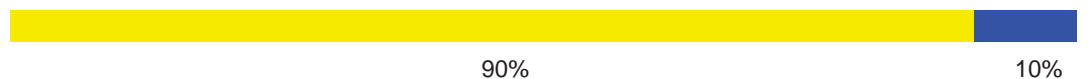
## f. Formal time to meet with mentor during school hours

North Carolina Public  
Schools  
n=14795



## g. Orientation for new teachers

North Carolina Public  
Schools  
n=14772



## h. Access to professional learning communities where I could discuss concerns with other teacher(s)

North Carolina Public  
Schools  
n=14734



## i. Regular communication with principals, other administrator or department chair

North Carolina Public  
Schools  
n=14806



## j. Other

North Carolina Public  
Schools  
n=11796



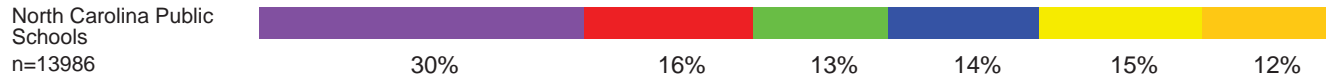
k. I received no additional support as a new teacher.



Q11.2 On average, how often did you engage in each of the following activities with your mentor?



a. Developing lesson plans



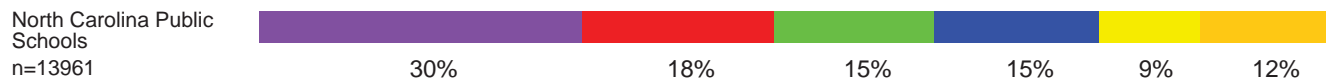
b. Being observed teaching by my mentor



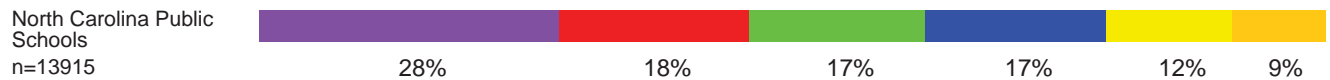
c. Observing my mentor's teaching



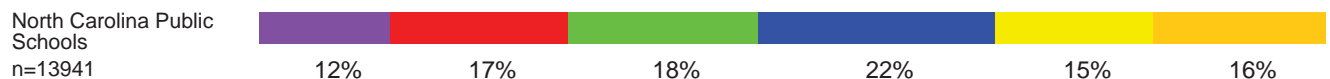
d. Analyzing student work



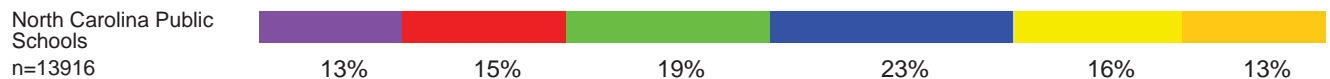
e. Reviewing results of students' assessments



f. Addressing student or classroom behavioral issues



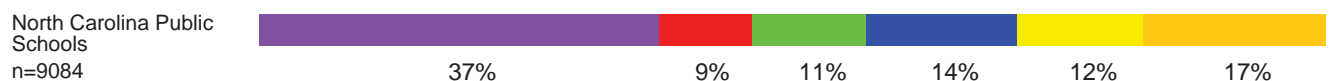
g. Reflecting on the effectiveness of my teaching together



h. Aligning my lesson planning with the state curriculum and local curriculum



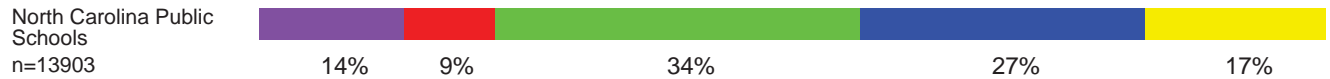
i. Other



### Q11.3 How much did the support you received from your mentor influence your practice in the following areas?



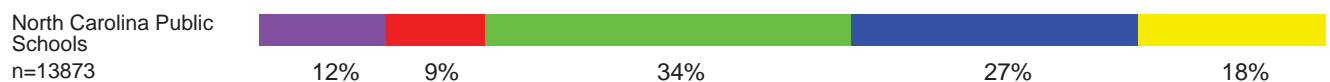
#### a. Instructional strategies



#### b. Subject matter I teach



#### c. Classroom management strategies



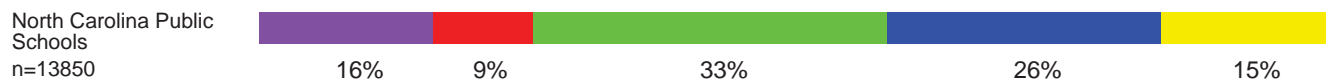
#### d. Using data to identify student needs



#### e. Differentiating instruction based upon individual student needs and characteristics



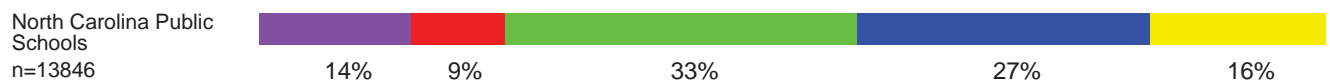
#### f. Creating a supportive, equitable classroom where differences are valued



#### g. Enlisting the help of family members, parents and/or guardians



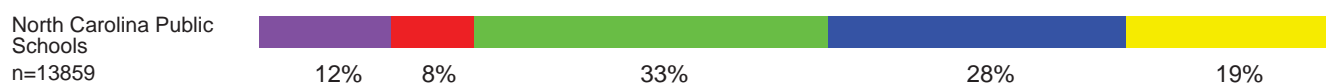
#### h. Working collaboratively with other teachers at my school



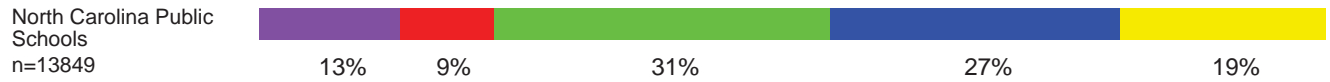
#### i. Connecting with key resource professionals (e.g., coaches, counselors, etc.)



#### j. Complying with policies and procedures



## k. Completing administrative paperwork



## l. Providing emotional support



## m. Other



Q11.4 Please indicate whether each of the following were true for you and your mentor.

☐ Yes

☐ No

## a. My mentor and I were in the same building.



## b. My mentor and I taught in the same content area.



## c. My mentor and I taught the same grade level.



Q11.5 Overall, the additional support I received as a new teacher improved my instructional practice.



Strongly disagree



Disagree



Agree



Strongly agree



Q11.6 Overall, the additional support I received as a new teacher has helped me to impact my students' learning.



Strongly disagree



Disagree



Agree



Strongly agree



Q11.7 Overall, the additional support I received as a new teacher has been important in my decision to continue teaching at this school.

Strongly disagree
Disagree
Agree
Strongly agree

North Carolina Public  
Schools  
n=14034 / dk=655

